

Shuttle-Uno-front



Features

+ **Anterior power unit** uses interchangeable spring forces (dorsiflexion resistance) **to support** calf musculature

+ **Tension bands** provide **dorsiflexion assist** during swing phase and dampen heel strike for a **smooth heel rocker**

Segment attaches to the Shuttle ankle joint stirrup



Fig. left

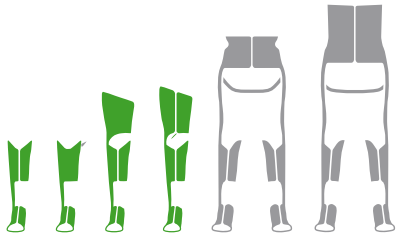
Standard

Available **separately or as combi-product** together with the Shuttle ankle joint


Precise assembly calibrated to 1/100mm for smooth operation free of play

Serial number for traceability


Clearly illustrated instructions for use

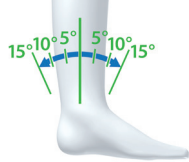




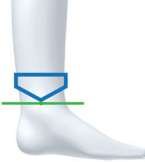




We recommend using our configurator to make your selection.
The configurator considers, among other factors, weight to height ratios.



Weight Classification (body weight)

Article No. Combi-product		AFO/KAFO		Article No.
Shuttle-Uno-front-22		up to 15 kg		SH-Uno-front-22
Shuttle-Uno-front-25		up to 25 kg		SH-Uno-front-25
Shuttle-Uno-front-28		up to 35 kg		SH-Uno-front-28
Shuttle-Uno-front-30		up to 45 kg		SH-Uno-front-30
Shuttle-Uno-front-32		up to 55 kg		SH-Uno-front-32
Shuttle-Uno-front-34		(up to 70 kg) not yet available		SH-Uno-front-34

					Quick Adjustment				Water Resistant
Adjustable Alignment	Modular	Force Options	Range of Motion	Swing Phase		Interchangeable Stops	No Grinding Necessary	Noise Dampening	